

# Student and Parent Login information for FCPS G-Suite Education Platform

Watch the How-To Video: <https://www.youtube.com/watch?v=devIONqZZNw>

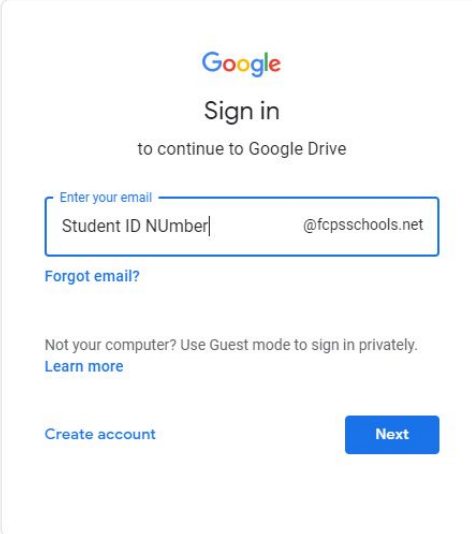
1. Go to: [www.fcpsschools.net](http://www.fcpsschools.net). Use the browser Google Chrome if possible.

2. Your child's gmail or username is:  
studentID#@fcpsschools.net

For example,  
123456@fcpsschools.net

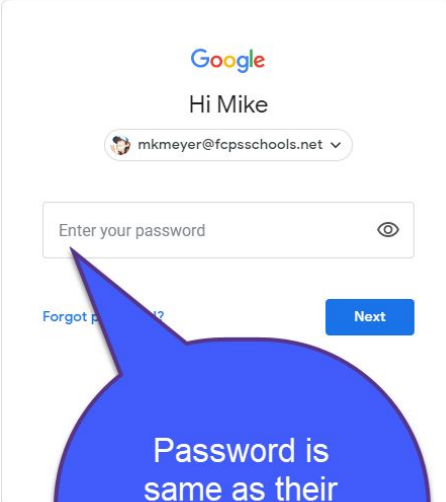
A Student's password is the same as  
their network/ computer login at  
school.

*If you need your child's student ID number  
or password please email your child's  
teacher.*



The screenshot shows the Google sign-in interface. At the top is the Google logo, followed by the text "Sign in to continue to Google Drive". Below this is a text input field labeled "Enter your email" containing "Student ID Number" and "@fcpsschools.net". There is a "Forgot email?" link below the input field. Further down, it says "Not your computer? Use Guest mode to sign in privately." with a "Learn more" link. At the bottom are two buttons: "Create account" and "Next".

English (United States) Help Privacy Terms



The screenshot shows the Google sign-in interface after the email is entered. It says "Hi Mike" and shows a profile picture and the email address "mkmeyer@fcpsschools.net". Below this is a password input field labeled "Enter your password" with an eye icon to toggle visibility. There is a "Forgot password?" link to the left of the "Next" button.

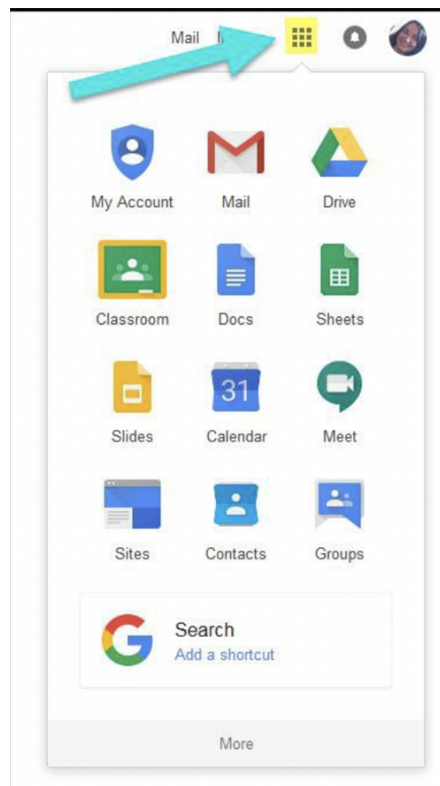
English (United States) Help Privacy Terms

Password is  
same as their  
school network  
login

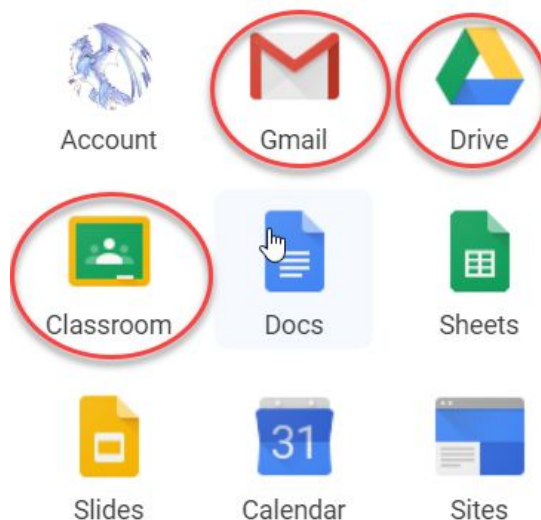
3. You will be taken to your child's Google Drive. This is a storage space for your child while they attend FCPS schools.

By clicking on the waffle icon in the upper right you can access the apps available through G Suite ecosystem. Click [HERE](#) for more information about each.

One of the most used is **Google Classroom**. Click on the icon for Classroom, or type in the URL: *classroom.google.com*.



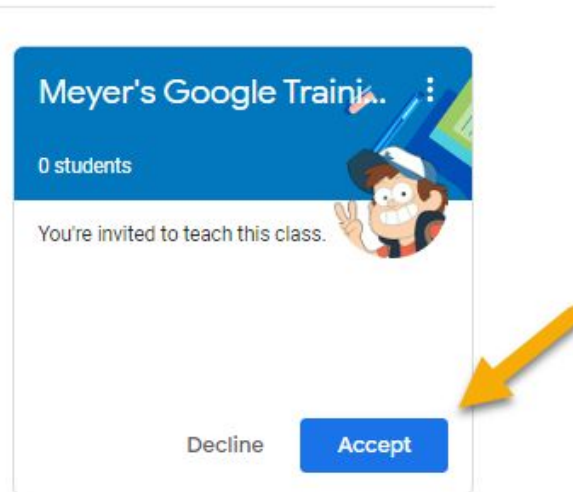
Two of the most used google applications are Classroom and Drive. For access to Distance Learning Face to Face virtual classrooms a link will be sent to the students gmail which you can access here also.



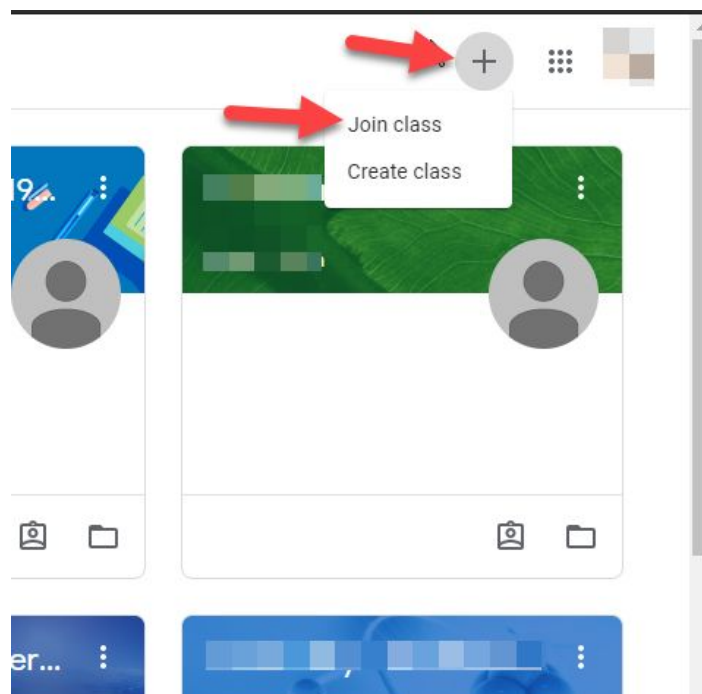
There are 2 ways to join a google classroom:

1. All Google Classrooms students are enrolled will show up here. If a teacher has invited a student to join a class, they should see any classrooms they have been invited to on this screen.

If you do not see an invitation to join a classroom, please contact your child's teacher.



2. Teachers can share a code for their google classroom. Students can go to [classroom.google.com](https://classroom.google.com), click on the plus sign and drop down to join class. Type in the code when asked.



FCPS General Information about G Suite Education can be found [HERE](#)  
FCPS G Suite Education login information for students can be found [HERE](#)

*There is no parent view or separate accounts for parents. Parents can assist or have students log in and show what students are working on within the G Suite environment.*