

How Students join a Zoom Meeting in Schoology

How students can join a Zoom meeting within Schoology

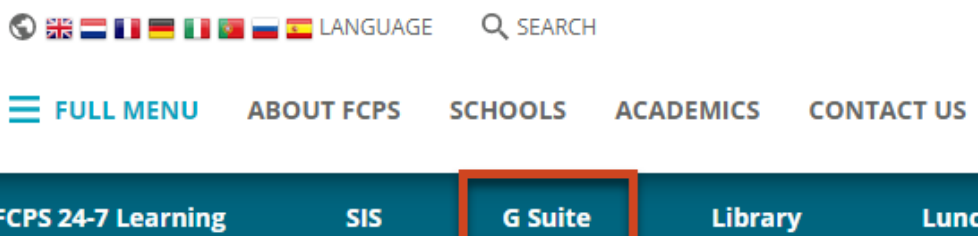
Step 1 - Sign in to Chrome with your fcpschools.net account

(if you are not already signed in)

Open the Chrome Browser on your computer

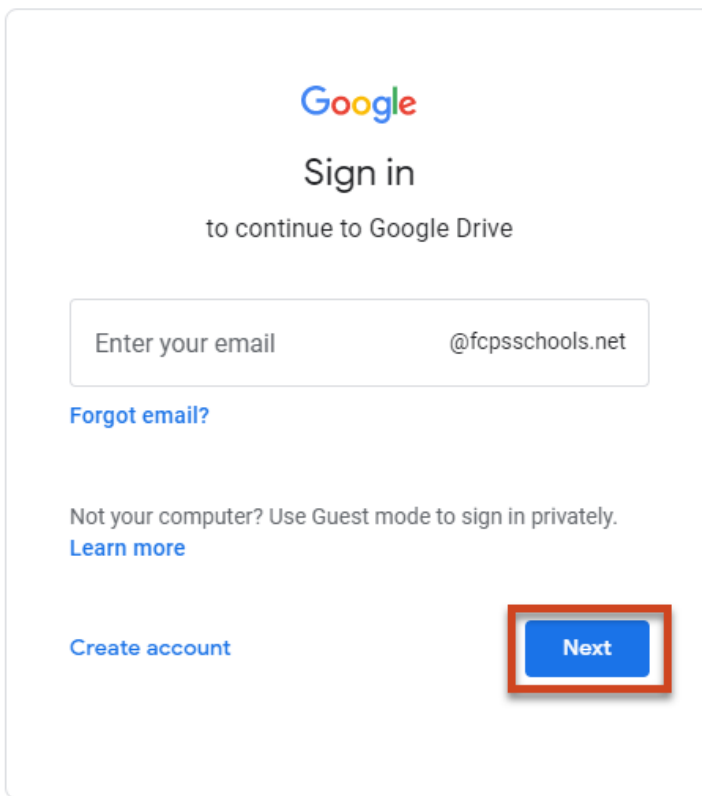


Go to www.fcps.edu and click on the G Suite link



Enter your student ID number and click **Next**

Example:
1234567@fcpschools.net




English (United States) ▾

[Help](#) [Privacy](#) [Terms](#)

<p>Enter your password and click Next</p>	<div data-bbox="620 126 1352 233"><input type="password" value="Enter your password"/></div> <div data-bbox="620 254 899 294"><input type="checkbox"/> Show password</div> <div data-bbox="613 407 860 445">Forgot password?</div> <div data-bbox="1166 369 1382 489"><input type="button" value="Next"/></div>
--	---

Step 2 - Sign in to Schoology

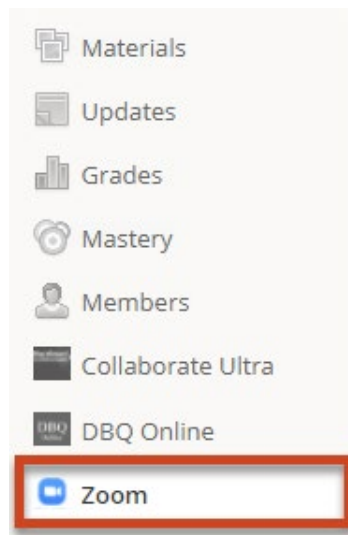
<p>Go to lms.fcps.edu and enter your FCPS username and password.</p> <p>Your username is your student ID number.</p>	<div data-bbox="646 716 1057 821"> Fairfax County PUBLIC SCHOOLS ENGAGE • INSPIRE • THRIVE</div> <p data-bbox="630 963 1328 1039">Teachers, Staff and Students, use your FCPS credentials to login</p> <div data-bbox="634 1098 1330 1157"><input type="text" value="FCPS username"/></div> <div data-bbox="634 1178 1330 1234"><input type="password" value="Password"/></div> <div data-bbox="634 1316 802 1375"><input type="button" value="Sign in"/></div>
---	---

<p>Click Sign in.</p>	<div data-bbox="889 1436 1092 1528"><input type="button" value="Sign in"/></div>
------------------------------	--

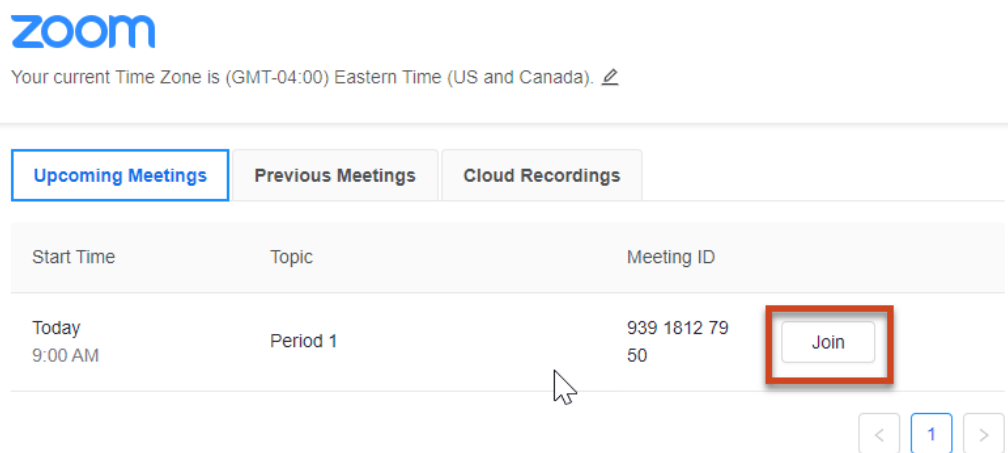
Select the Course where you would like to access a Zoom meeting.



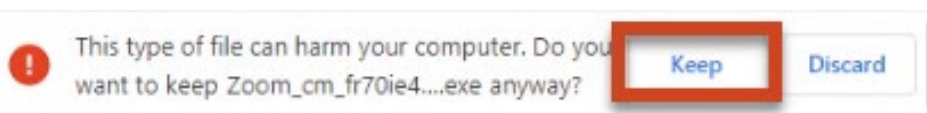
In the left navigation bar of the course, click **Zoom**.



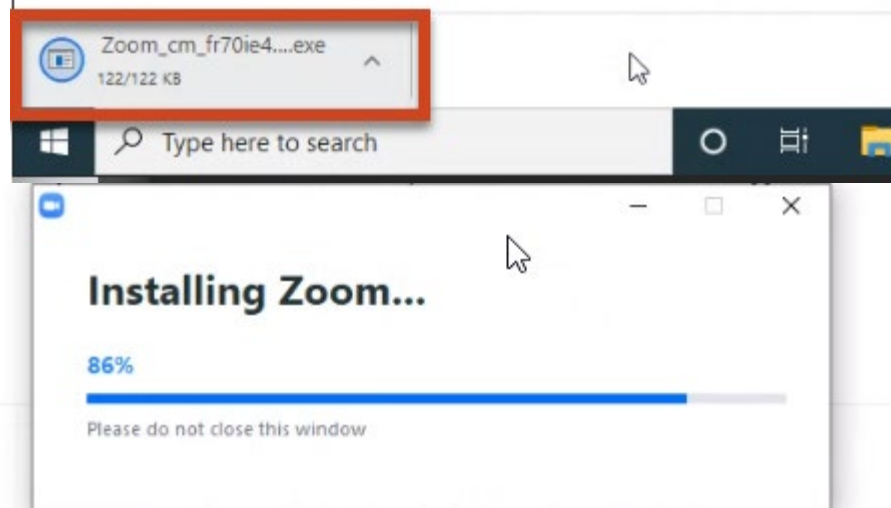
Find the meeting that you'd like to join under **Upcoming Meetings** and click **Join**.



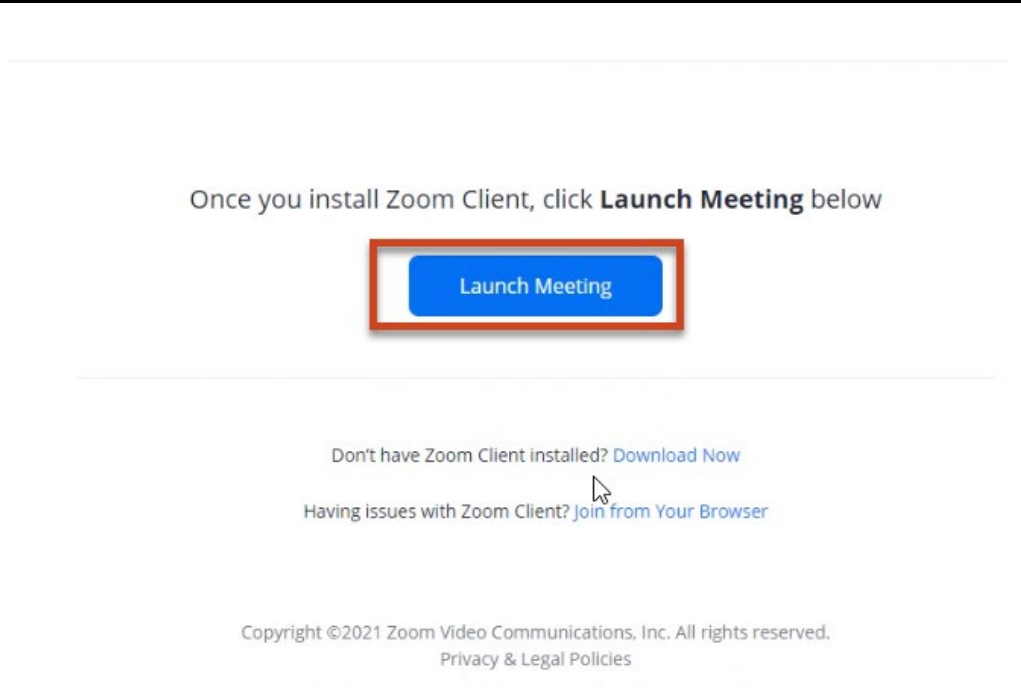
Click **Keep** if you receive the message "This type of file can harm your computer. Do you want to keep zoom...exe anyway?"



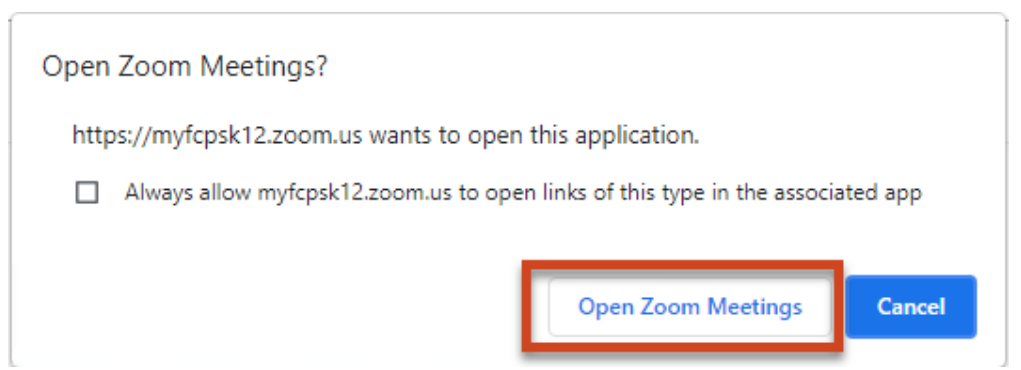
Click on Zoom...exe and it will install.



Once the install is complete, click **Launch Meeting**.



If this window pops up, click **Open Zoom Meetings**.



If you see either of these windows, you will have to wait for the teacher to admit you to the meeting

